



How to apply your Silver Fox labels

PRINTING

Labelling information to be printed should be prepared using the Silver Fox Labacus® Innovator labelling software. The labels should be printed using the Silver Fox DTP-1/300 thermal printer. Follow the instructions in the printer manual and/or help file for printer settings

PREPERATION

The surface of the product to be labelled should be clean, dry, should have no grease and be dust free. The product may be cleaned with an industrial cleaning solution or Isopropyl Alcohol (check product instructions before doing this). Wipe dry with a clean lint-free cloth. It is recommended that the operative applying the labels should wash and dry their hands before applying the product to remove and dirt or grease that may be present.

APPLICATION

Adhesive Labels

Remove the adhesive label from the backing sheet then carefully apply to the surface of the product.

Heatshrink/Non-Shrink

Carefully cut each label from the strip at the cut marks with scissors then slide on to the cable.




In the case of heatshrink a standard heat gun can be used at a low-mid range heat setting.

Tie-on Labels

Carefully tear the label off the strip then apply to the product using either standard grade nylon cable ties or stainless steel cable ties.

APPLICATION OF WRAP AROUND LABELS SHOWN BELOW

HOW TO APPLY LABELS

STEP 1	STEP 2	STEP 3
		
<p>After printing, place the printed area on the cable</p>	<p>Wrap the clear tail over the printed area</p>	<p>Continue to wrap the tail around the cable</p>

STORAGE INSTRUCTIONS

Storage Instructions	Store between 50° F (10° C) and 77° F (25° C)
Conditions	Keep in dark conditions
Humidity Resistance	35% to 65% RH
Shelf Life	2 years

Disclaimer: The information contained in this datasheet is based on data we believe to be reliable and is given for information only and without guarantee and does not constitute a warranty. We are not able to anticipate every set of conditions, so always suggest that users should also satisfy themselves as to the suitability of our products for their particular environment and application and not make any assumptions based on information in this data sheet that is included or omitted. This datasheet supersedes any previous information/datasheet released and is subject to change without notice.



For more information and to discuss your needs please contact our sales team on: +44 (0)1707 373 327 or email sales@silverfox.co.uk | www.silverfox.co.uk | support@silverfox.co.uk

Copyright © Silver Fox | 2019 Version 1